



FAMILY DATASHEET

Cisco Cloud-Managed Switching

Overview

Cisco Meraki offers a broad range of switches that are designed to be easy to manage without compromising any of the power and flexibility traditionally found in enterprise-class switches.

Meraki access and aggregation switches are all managed through an elegant, intuitive cloud interface, freeing administrators to spend less time on configuration and more time on meeting business needs.

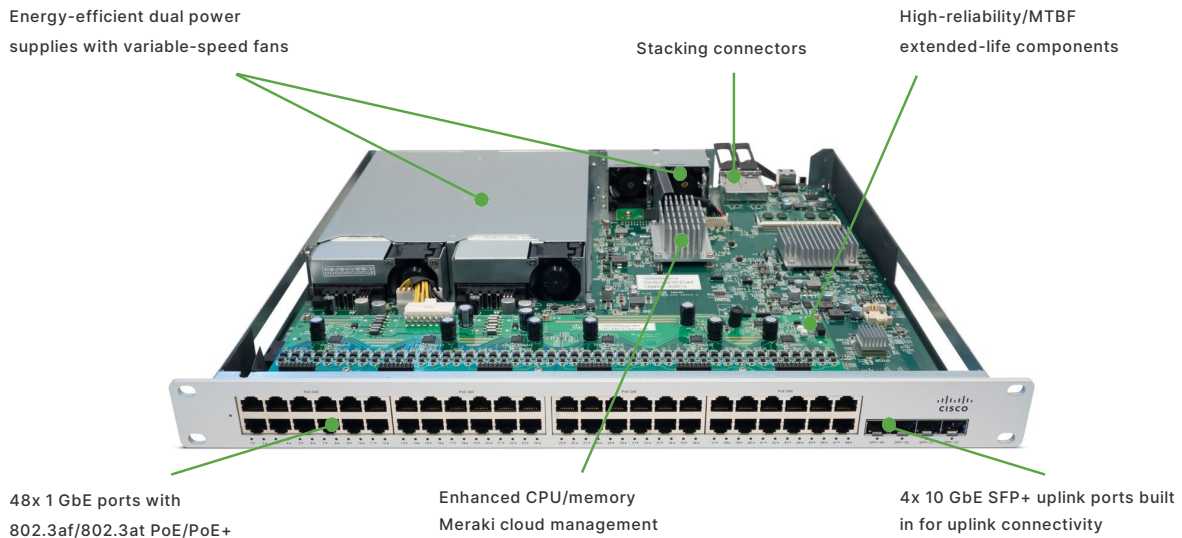
To set up a Meraki switch, just plug it in; there's no need for repetitive, command-based configuration. Switches can be up and running within minutes of connecting them to the network.

A powerful centralized management interface gives administrators deep visibility into the network and how it is used. See which switches are near capacity across hundreds of sites. Quickly provision and reconfigure switch ports with security, quality of service (QoS), and more. The Meraki dashboard provides unified policies, event logs, and monitoring, making switch management efficient and scalable.

Product highlights

- Range of enterprise switching options built on proven Cisco hardware technologies for traditional indoor environments and ruggedized environments
- Basic layer 2 to high-performance layer 3 switches with up to 40 GbE uplinks on access and up to 100 GbE on aggregation switches, suitable for deployments of all sizes
- True zero-touch configuration model that scales with organization needs and requirements
- Integrated troubleshooting tools, logging, and alerting help reduce operational costs
- Energy-efficient design with low acoustics and fanless options
- Flexible stacking for scaled configuration and high performance in one
- Cloud management reduces cost, overhead, and time to resolution
- Industry-standard features allow for simple integration into existing and mixed infrastructures
- Role-based administration and automatic, secure firmware updates delivered via the web
- StackPower, advanced physical stacking, multigigabit, and UPOE+ options on select models

Inside the Meraki MS350



Enterprise-class hardware

Meraki switches feature high-end hardware and an exceptional feature set, including:



- Options for fixed and modular uplinks: 1 GbE, 10 GbE, and 40 GbE uplink ports for high-speed connectivity to aggregation layer switches or other upstream devices
- Optional multigigabit ports providing up to 10 Gbps on a single cable, supporting the latest Wi-Fi performance capabilities
- Wire-speed, non-blocking switch fabric (up to 800 Gbps) and six dedicated QoS queues for high-performance, converged voice, video, and data deployments
- Power-efficient, quiet acoustic designs and shallow rack-depth options enable flexible deployment in wiring closets as well as offices and classrooms
- Fanless design on select models
- PoE, PoE+, and UPOE options available
- Lifetime hardware warranty and advanced replacement at no additional cost
- Field-replaceable, hot-swappable power supplies and fans; redundant power supply (RPS) options for mission-critical applications; StackPower on select models for added resilience

Powerful feature set for deployments of all types





Meraki switches include all of the traditional Ethernet features found on the highest-end products, including:

- QoS to prioritize mission-critical traffic such as voice and video
- IEEE 802.1x support for port-based network access control
- MAC-based RADIUS authentication and MAC allowlisting
- Voice VLAN support for simplified voice over internet protocol (VoIP) deployments
- Port mirroring support for monitoring network traffic at line rate
- Dynamic Host Configuration Protocol (DHCP) snooping to prevent users from adding unauthorized DHCP servers on the network
- Internet Group Management Protocol (IGMP) snooping to optimize network performance with multicast traffic
- Link Aggregation Control Protocol (LACP) for high-capacity trunking, stacking, and increased availability
- Rapid Spanning Tree Protocol (RSTP), Bridge Protocol Data Unit (BDPU) guard, root guard, and other safeguards to help prevent misconfigurations and reduce convergence time
- Per-port VLAN configuration
- Multiple administrative roles with sophisticated security policy management
- High-performance layer 3 routing capabilities on select models

Stackable access switching portfolio

	Catalyst 9300-M (Gigabit) 	Catalyst 9300 L-M (Gigabit) 	Catalyst 9300-M (mGig) 
Usage	High-performance branch and campus, secure Wi-Fi 7 deployments		Secure Wi-Fi 7 deployments
Interface	24/48x 1 GbE RJ45	24/48x 1 GbE RJ45	C9300-24UX-M: 24x 10G mGig C9300-48UXM-M: 36x 2.5 mGig and 12x 10G mGig C9300-48UN-M: 48x 5G mGig
Uplinks	4x 1G/10G SFP/SFP+ 8x 1/10G SFP/SFP+ 2x 40G QSFP 2x 1G/10G/25G SFP/SFP+	4x 1G/10G SFP/SFP+	4x 1G/10G SFP/SFP+ 8x 1G/10G SFP/SFP+ 2x 40G QSFP 2x 1G/10G/25G SFP28
PoE capabilities¹	Data only option 30 W PoE+ option 60 W UPOE option	Data only option 30 W PoE+ option	60 W UPOE option
Power configuration	Removable PSU Modular 80 PLUS® Platinum PSU		
Stacking capabilities	480G physical + virtual + StackPower	320G physical + virtual	480G physical + virtual + StackPower
Routing capabilities	Static + dynamic DHCP Server + relay		
Advanced capabilities	Adaptive Policy Network Access Control with Access Manager Radius Device Sensor AVC NetFlow Traffic Analytics NBAR2 Application Visibility (1500+ applications) Encrypted Traffic Analytics (ETA)		
Models	C9300-24T-M C9300-24P-M C9300-24U-M C9300-48T-M C9300-48P-M C9300-48U-M	C9300L-24T-4X-M C9300L-48T-4X-M C9300L-24P-4X-M C9300L-48P-4X-M C9300L-48PF-4X-M	C9300-24UX-M C9300-48UXM-M C9300-48UN-M




¹ For PoE specifications with primary and secondary power supply, please refer to the [Catalyst 9300-M datasheet Power Supply and Specifications section](#).

	Catalyst 9300 L-M (mGig)	Catalyst 9300X-M (mGig)	Catalyst 9300-M (fiber)	Catalyst 9300X-M (fiber)
				
Usage	Secure Wi-Fi 6/6E deployments	Secure Wi-Fi 6/6E deployments 90 W UPOE options for smart building deployments	Fiber aggregation for campus access and branch	
Interface	24/48x 10G mGig	C9300X-48TX-M: 48x 10G mGig C9300X-24HX-M: 24x 10G mGig C9300X-48HX-M: 48x 10G mGig C9300X-48HXN-M: 40x 5G and 8x 10G mGig	C9300-24S/48S-M: 24/48x 1 GbE SFP	C9300X-12Y/24Y-M: 12/24x 25G SFP28
Uplinks	4x 1G/10G SFP/SFP+	2x 40G/100G QSFP28 8x 1/10/25G SFP28	4x 1G/10G SFP/SFP+ 8x 1/10G SFP/SFP+ 2x 40G QSFP 2x 1G/10G/25G SFP/SFP+	2x 40G/100G QSFP28 8x 1/10/25G SFP28
PoE capabilities¹	60 W PoE	Data only and 90 W UPOE+ options	Fiber ports	
Power configuration	Removable PSU Modular 80 PLUS® Platinum PSU			
Stacking capabilities	320G physical + virtual	Stackwise-1T + virtual + StackPower ²	480G physical + virtual + StackPower	Stackwise-1T + virtual + StackPower ²
Routing capabilities	Static + dynamic DHCP server + relay			
Advanced capabilities	Adaptive Policy Network Access Control with Access Manager Radius Device Sensor AVC NetFlow Traffic Analytics NBAR2 Application Visibility (1500+ applications) Encrypted Traffic Analytics (ETA)			
Models	C9300L-24UXG-4X-M C9300L-48UXG-4X-M	C9300X-48TX-M C9300X-24HX-M C9300X-48HX-M C9300X-48HXN-M	C9300-24S-M C9300-48S-M	C9300X-12Y-M C9300X-24Y-M





¹ For PoE specifications with primary and secondary power supply, please refer to the [Catalyst 9300-M datasheet Power Supply and Specifications section](#).

² 480G when stacking with Catalyst 9300-M models

Access switching portfolio

	MS120-8	MS120	MS125
			
Usage	Compact	Branch and campus	Branch and office
Interface	8x 1 GbE RJ45	24/48x 1 GbE RJ45	24/48x 1 GbE RJ45
Uplinks	2x 1 GbE SFP Fixed	4x 1 GbE SFP Fixed	4x 10 GbE SFP Fixed
PoE capabilities	67 W (LP model) 124 W (FP model)	370 W (P, LP models) 740 W (FP model)	370 W (P, LP models) 740 W (FP model)
Power configuration	External PSU (non-PoE, LP model) Internal (FP model)	Internal	Internal
Stacking capabilities	Virtual only	Virtual only	Virtual only
Routing capabilities	DHCP relay	DHCP relay	DHCP relay
Models	MS120-8-HW MS120-8LP-HW MS120-8FP-HW	MS120-24-HW MS120-24P-HW MS120-48-HW MS120-48LP-HW MS120-48FP-HW	MS125-24-HW MS125-24P-HW MS125-48-HW MS125-48LP-HW MS125-48FP-HW

Access switching portfolio

	MS130 compact 	MS130 	MS130R 	MS150 
Usage	Compact	Branch and campus	Ruggedized (hot/cold/tight environments)	Branch and campus Multigigabit Secure Wi-Fi 7 deployments
Interface	8/12x 1 GbE RJ45 6/8x 1 GbE + 2/4x 2.5 GbE RJ45 (in select models)	24/48x 1 GbE RJ45 18/40x 1 GbE + 6/8x 2.5 GbE RJ45 (in select models)	8x 1 GbE RJ45	24/48x 1 GbE RJ45 16/32x 1 GbE + 8/16x 5 GbE RJ45 (in select models)
Uplinks	2x 1 GbE SFP 2x 10 GbE SFP+ (in select models) Fixed	4x 1 GbE SFP 4x 10 GbE SFP+ (in select models) Fixed	2x 1 GbE SFP	4x 1 GbE SFP 4x 10 GbE SFP+ (in select models) Fixed
PoE capabilities	120 W 240 W (MS130-12X only)	370 W 740 W (MS130-48P/X only)	Up to 240 W	370 W (P, LP models) 740 W (FP models)
Power configuration	Internal (MS130-8P-I only) External	Internal	External	Internal
Stacking capabilities	Virtual only	Virtual only	Virtual only	2 x 80G physical + virtual
Routing capabilities	DHCP relay	DHCP relay	DHCP relay	DHCP relay Static Routing




Advanced Capabilities

Adaptive Policy Segmentation

Models	MS130-8-HW MS130-8P-HW MS130-8P-I-HW MS130-8X-HW (mGig, 10 GbE SFP+ option) MS130-12X-HW (mGig, 10 GbE SFP+ option)	MS130-24-HW MS130-24P-HW MS130-24X-HW (mGig, 10 GbE SFP+ option) MS130-48-HW MS130-48P-HW MS130-48X-HW (mGig, 10 GbE SFP+ option)	MS130R-8P-HW	MS150-24T-4G MS150-24P-4G MS150-48T-4G MS150-48LP-4G MS150-48FP-4G MS150-24T-4X MS150-24P-4X MS150-48T-4X MS150-48LP-4X MS150-48FP-4X MS150-24MP-4X (UPOE + mGig + 10G SFP+) MS150-48MP-4X (UPOE + mGig + 10G SFP+)
---------------	---	--	--------------	--



Stackable access switching portfolio

	MS210	MS225	MS250
			
Usage	Branch and campus	Branch and campus	Branch and campus
Interface	24/48x 1 GbE RJ45	24/48x 1 GbE RJ45	24/48x 1 GbE RJ45
Uplinks	4x 1 GbE SFP Fixed	4x 10 GbE SFP+ Fixed	4x 10 GbE SFP+ Fixed
PoE capabilities	370 W (P, LP models) 740 W (FP models)	370 W (P, LP models) 740 W (FP models)	370 W (P, LP models) 740 W (FP models)
Power configuration	Internal Optional RPS	Internal Optional RPS	Modular Redundant PSU optional
Stacking capabilities	Compatible with MS225 80G physical + virtual	Compatible with MS210 80G physical + virtual	80G physical + virtual
Routing capabilities	Static only DHCP relay	Static only DHCP relay	Static + dynamic ¹ DHCP server + relay Warm spare (VRRP)
Models	MS210-24-HW MS210-24P-HW MS210-48-HW MS210-48LP-HW MS210-48FP-HW	MS225-24-HW MS225-24P-HW MS225-48-HW MS225-48LP-HW MS225-48FP-HW	MS250-24-HW MS250-24P-HW MS250-48-HW MS250-48LP-HW MS250-48FP-HW

¹Detailed routing specifications are available in series datasheets.




Stackable access switching portfolio

	MS350	MS355	MS390
			
Usage	Campus and multigigabit	Branch and campus	High-performance campus and branch
Interface	24/48x 1 GbE RJ45 ¹ 8x mGig RJ45 (24 port only)	24/48x 1 GbE RJ45 8x mGig RJ45 (24 port only)	24/48x 1 GbE RJ45 24/48x mGig RJ45 (in select models)
Uplinks	4x 10 GbE SFP+ Fixed	2x 40G QSFP+ Fixed	4/8x 10 GbE SFP+ 2x 40 GbE QSFP+ Modular
PoE capabilities	370 W (P, LP models) 740 W (24 port, FP models)	740 W (24 port, X2 models) 740 W (48 port, X2 models)	830 W (24 port models) 822 W (48 port models)
Power configuration	Modular Redundant PSU optional	Removable PSU	Removable PSU Modular 80 PLUS® Platinum PSU
Stacking capabilities	160G physical + virtual	400G physical +virtual	Compatible only with MS390 480G physical + virtual
Routing capabilities	Static + dynamic ² DHCP server + relay Warm spare (VRRP)	Static + dynamic DHCP server + relay	Static + dynamic DHCP server + relay
Models	MS350-24-HW MS350-24P-HW MS350-24X-HW MS350-48-HW MS350-48LP-HW MS350-48FP-HW	MS355-24X-HW MS355-24X2-HW MS355-48X-HW MS355-48X2-HW	MS390-24-HW MS390-24P-HW MS390-24U-HW MS390-24UX-HW MS390-48-HW MS390-48P-HW MS390-48U-HW MS390-48UX-HW MS390-48UX2-HW

¹ Interfaces do not support half-duplex on the MS350.

² Detailed routing specifications are available in series datasheets.

Aggregation switching portfolio

	MS410 	MS425 	MS450 
Usage	1G fiber aggregation	10G fiber aggregation	40G fiber aggregation
Interface	16/32x GbE SFP	16/32x 10 GbE SFP+	12x 40 GbE QSFP+
Uplinks	2x 10 GbE SFP+ (MS410-16) 4x 10 GbE SFP+ (MS410-32)	2x 40 GbE QSFP+	2x 100 GbE QSFP28
Power configuration	Modular Redundant PSU optional (sold separately)	Modular Redundant PSU optional (sold separately)	Modular Redundant PSU optional (sold separately)
Stacking capabilities	160G physical + virtual	160G physical + virtual	2x dedicated stack ports for up to 400G + virtual
Routing capabilities	Static + dynamic DHCP server + relay Warm spare (VRRP)	Static + dynamic DHCP server + relay Warm spare (VRRP)	Static + dynamic DHCP server + relay Warm spare (VRRP)
Models	MS410-16-HW MS410-32-HW	MS425-16-HW MS425-32-HW	MS450-12-HW



Lifetime warranty with next-day advance replacement

All Cisco Meraki MS switches include a limited lifetime hardware warranty that provides next-day advance hardware replacement. The Meraki simplified software and support licensing model also combines software upgrades, centralized systems management, and phone support under a single, easy-to-understand model.

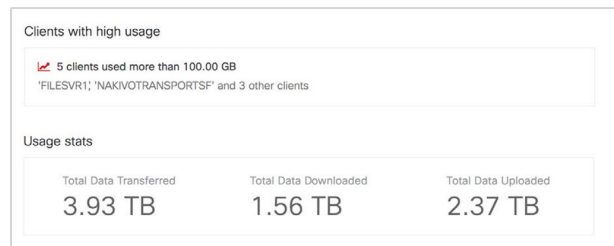
For complete details, please visit meraki.cisco.com/support.

Features and capabilities

Meraki switches include all of the traditional Ethernet features found in modern enterprise access switches, including:

Intelligent campus and branch switching

With built-in monitoring, troubleshooting, and logging capabilities, Meraki switches provide a refreshing new approach to managing network infrastructure, regardless of deployment size. The virtual stacking technology eliminates the need for configuration scripts and commands, empowering administrators to make changes quickly and securely on one or all of the switches in a deployment at once.



Intelligent anomaly detection flags potential network events

Wired security without compromise

Whether deployed in an office environment, hospital, or retail store, Meraki switches make enforcing security policies a breeze. Set up multiple policies and enable them at the port level or apply them across the entire network in a few clicks. Meraki switches also provide comprehensive security reporting, making it easy to proactively discover rogue DHCP servers and other malicious activity on the network.

Email alerts Send an email if a new DHCP server is seen

Default DHCP server policy Allow DHCP servers

Note: Switches with configured DHCP servers are always allowed.

Blocked DHCP servers

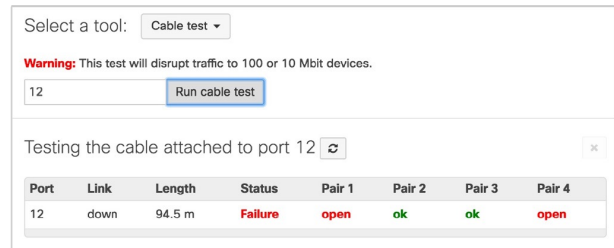
DHCP servers for the last day

Description	VLAN	Subnet	IP	Last seen	Recent packet	Policy
CORE_1 (interface CORE-Wire)	132	10.92.132.0/22	10.92.135.254	13 seconds		allowed
CORE_1 (interface)	46	172.16.46.0/23	172.16.47.254	1 second		allowed
SD-WAN Security_1	42	172.16.42.0/23	172.16.43.254	2 seconds		blocknet

Rogue DHCP server detection across the entire network

Troubleshooting the way it should be

Drastically reduce time to resolution with a variety of powerful troubleshooting tools, such as remote cable testing and packet captures, that help isolate and troubleshoot network issues. With the dynamic network topology of Meraki, automatically see how the entire network is interconnected and ensure the team receives alerts upon power loss, downtime, or configuration changes.



Select a tool: **Cable test**

Warning: This test will disrupt traffic to 100 or 10 Mbit devices.

12 **Run cable test**

Testing the cable attached to port 12

Port	Link	Length	Status	Pair 1	Pair 2	Pair 3	Pair 4
12	down	94.5 m	Failure	open	ok	ok	open

Remote cable test in the Meraki dashboard

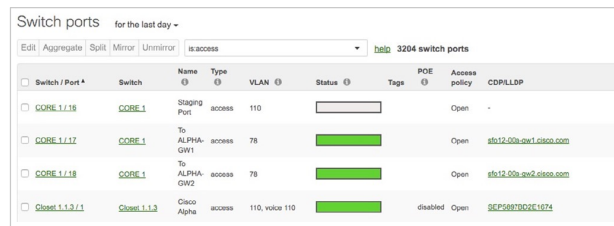
StackPower and improved physical stacking

StackPower pools power from each individual power supply unit (PSU) in a switch stack to form a larger, shared pool of power that provides additional redundancy and also helps reduce costs by managing the available PoE more efficiently. Improved physical stacking helps with faster stack convergence in case of a failover, which is critical in large enterprise deployments.

Industry-leading cloud management

The Meraki cloud management architecture delivers true zero-touch switch provisioning. Configure switches before they arrive on-site or use Meraki templates to standardize an entire fleet of switches, no matter what size.

With Meraki virtual stacking, administrators can manage up to thousands of ports from a single dashboard, enabling rapid and streamlined configuration that could otherwise take weeks to complete.



Switch ports for the last day

Edit | Aggregate | Split | Mirror | Unmirror | is access | help 3204 switch ports

Switch / Port	Switch	Name	Type	VLAN	Status	Tags	POE	Access policy	CDP/LLDP
<input type="checkbox"/> CORE-1.1.16	CORE-1	Staging Port	access	110			Open		
<input type="checkbox"/> CORE-1.1.17	CORE-1	To ALPHA-GW1	access	78			Open	sf12.00nsw1.cisco.com	
<input type="checkbox"/> CORE-1.1.18	CORE-1	To ALPHA-GW2	access	78			Open	sf12.00nsw2.cisco.com	
<input type="checkbox"/> Core-1.1.2/1	Cisco Alpha		access	110, voice 110			disabled Open	SEP087DQ0C1674	

Switch virtual stack for managing all switch ports at once

Built-in application layer visibility

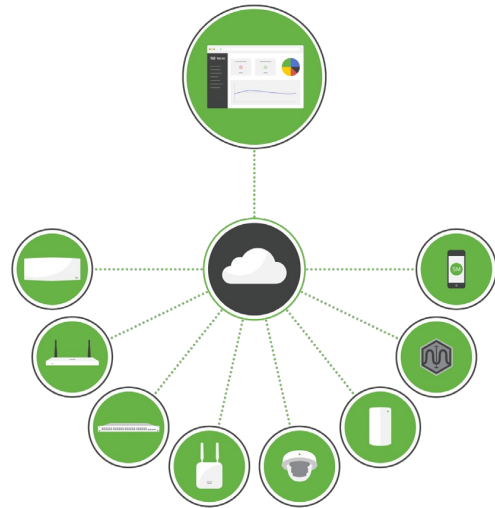
Meraki is the only switch to include integrated layer 7 fingerprinting. Identify hundreds of applications, from business apps to BitTorrent and YouTube. User fingerprinting with Google-like search allows administrators to easily identify and control individual users, PCs, iPads, Androids, and other devices. This unprecedented visibility allows optimization of network resources and maintenance of optimal network performance.



Granular network client visibility up to the application layer

Beyond-the-network software architecture

Meraki switches run the same operation system used by all Meraki products. The use of a common operating system allows a consistent experience across all product lines, from security products to VoIP phones. Meraki switches automatically connect to the Meraki cloud, download the configuration, and join the appropriate network. If new firmware is required, this is retrieved by the switch and updated automatically. This ensures the network is kept up to date with bug fixes, security updates, and new features.



MERAKI CLOUD MANAGEMENT
ARCHITECTURE WITH ALL PRODUCTS

Included in the box

MS120-8 series	Integrated mounting brackets; external PSU (non-PoE and LP models); getting started insert
MS120 series	Getting started insert
MS130 series ¹	Power supply (1); getting started insert
MS130R ²	Mounting brackets (DIN rail mounting bracket, 19 in rack-mount bracket, wall-mount bracket); getting started insert
MS150 series	Getting started insert
MS210 series	Getting started insert
MS225 series	Getting started insert
MS250 series	Power supply (1); system fans (2); getting started insert
MS350 series	Stacking cable (1); power supply (1); system fans (2); getting started insert
MS355 series	Power supply (1); system fans (3); getting started insert
MS390 series	Power supply (1); system fans (3); getting started insert
MS410 series	Power supply (1); system fans (2); getting started insert
MS425 series	Power supply (1); system fans (3); getting started insert
MS450 series	Power supply (1); system fans (3); getting started insert
Catalyst 9300-M series	Power supply (1); system fans (3); rack-mount brackets; getting started insert

¹Rack-mount screws are not included in the box but can be ordered separately. Meraki recommends sourcing rack-mount screws and nuts made for your specific rack.

²Power supplies must be ordered separately, see accessories section on page 19.



Subscription Licensing

Every MS subscription is available for any term length, starting from 1 year and up to 10 years. For more information on subscription licensing, please visit [Subscription Licensing Overview](#).

Subscription License SKUs	Hardware Model
MS100 Small Essentials: LIC-MS-100-S-E Advantage: LIC-MS-100-S-A	MS120 8 ports MS130 8 ports MS130R 8 ports MS220 8 ports
MS100 Medium Essentials: LIC-MS-100-M-E Advantage: LIC-MS-100-M-A	MS120 24 ports MS125 24 ports MS130 24 ports MS150 24 ports MS220 24 ports
MS100 Large Essentials: LIC-MS-100-L-E Advantage: LIC-MS-100-L-A	MS120 48 ports MS125 48 ports MS130 48 ports MS150 48 ports MS220 48 ports
MS200 Medium Essentials: LIC-MS-200-M-E Advantage: LIC-MS-200-M-A	MS210 24 ports MS225 24 ports MS250 24 ports MS320 24 ports
MS200 Large Essentials: LIC-MS-200-L-E Advantage: LIC-MS-200-L-A	MS210 48 ports MS225 48 ports MS250 48 ports MS320 48 ports
MS300 Medium Essentials: LIC-MS-300-M-E Advantage: LIC-MS-300-M-A	MS350 24 ports MS355 24 ports MS390 24 ports Catalyst 9300-M 24 ports Catalyst 9300L-M 24 ports
MS300 Large Essentials: LIC-MS-300-L-E Advantage: LIC-MS-300-L-A	MS350 48 ports MS355 48 ports MS390 48 ports Catalyst 9300-M 48 ports Catalyst 9300L-M 48 ports
MS400 Medium Essentials: LIC-MS-400-M-E Advantage: LIC-MS-400-M-A	MS410 16 ports MS420 24 ports MS425 16 ports
MS400 Large Essentials: LIC-MS-400-L-E Advantage: LIC-MS-400-L-A	MS410 32 ports MS420 48 ports MS425 32 ports MS450 12 ports



Co-term Licensing

MS co-term licenses are available in 1-, 3-, 5-, 7-, and 10-year terms.

Product	Model	License	Description
MS120	MS120-8-HW	LIC-MS120-8-xY	MS120-8 Enterprise license and support
	MS120-8LP-HW	LIC-MS120-8LP-xY	MS120-8LP Enterprise license and support
	MS120-8FP-HW	LIC-MS120-8FP-xY	MS120-8FP Enterprise license and support
	MS120-24-HW	LIC-MS120-24-xY	MS120-24 Enterprise license and support
	MS120-24P-HW	LIC-MS120-24P-xY	MS120-24P Enterprise license and support
	MS120-48-HW	LIC-MS120-48-xY	MS120-48 Enterprise license and support
	MS120-48LP-HW	LIC-MS120-48LP-xY	MS120-48LP Enterprise license and support
	MS120-48FP-HW	LIC-MS120-48FP-xY	MS120-48FP Enterprise license and support
MS125	MS125-24-HW	LIC-MS125-24-xY	MS125-24 Enterprise license and support
	MS125-24P-HW	LIC-MS125-24P-xY	MS125-24P Enterprise license and support
	MS125-48-HW	LIC-MS125-48-xY	MS125-48 Enterprise license and support
	MS125-48LP-HW	LIC-MS125-48LP-xY	MS125-48LP Enterprise license and support
	MS125-48FP-HW	LIC-MS125-48FP-xY	MS125-48FP Enterprise license and support
MS130	MS130-8-HW	LIC-MS130-CMPT-xY	MS130 compact switch (8/12/R) Enterprise license and support
	MS130-8P-HW	LIC-MS130-CMPTA-xY ¹	MS130 compact switch (8/12/R) Advanced license and support
	MS130-8P-I-HW		
	MS130-8X-HW		
	MS130-12X-HW		
	MS130R-8P-HW		
	MS130-24-HW	LIC-MS130-24-xY	MS130 24 ports Enterprise license and support
	MS130-24P-HW	LIC-MS130-24A-xY ¹	MS130 24 ports Advanced license and support
	MS130-24X-HW		
	MS130-48-HW	LIC-MS130-48-xY	MS130 48 ports Enterprise license and support
	MS130-48P-HW	LIC-MS130-48A-xY ¹	MS130 48 ports Advanced license and support
	MS130-48X-HW		

¹MS130 Advanced license is only available in 1-, 3-, and 5-year terms.



Co-term Licensing

MS co-term licenses are available in 1-, 3-, 5-, 7-, and 10-year terms.

Product	Model	License	Description		
MS150	MS150-24T-4G	LIC-MS150-24-xY	MS150 24 ports Enterprise license and support		
	MS150-24P-4G	LIC-MS150-24A-xY		MS150 24 ports Advanced license and support	
	MS150-24T-4X				
	MS150-24P-4X				
	MS150-24MP-4X				
	MS150-48T-4G	LIC-MS150-48-xY	MS150 48 ports Enterprise license and support		
	MS150-48LP-4G	LIC-MS150-48A-xY		MS150 48 ports Advanced license and support	
	MS150-48FP-4G				
	MS150-48T-4X				
	MS150-48LP-4X				
	MS150-48FP-4X				
	MS150-48MP-4X				
	MS210	MS210-24-HW			LIC-MS210-24-xY
		MS210-24P-HW	LIC-MS210-24P-xY		MS210-24P Enterprise license and support
MS210-48-HW		LIC-MS210-48-xY	MS210-48 Enterprise license and support		
MS210-48LP-HW		LIC-MS210-48LP-xY	MS210-48LP Enterprise license and support		
MS210-48FP-HW		LIC-MS210-48FP-xY	MS210-48FP Enterprise license and support		
MS225	MS225-24-HW	LIC-MS225-24-xY	MS225-24 Enterprise license and support		
	MS225-24P-HW	LIC-MS225-24P-xY	MS225-24P Enterprise license and support		
	MS225-48-HW	LIC-MS225-48-xY	MS225-48 Enterprise license and support		
	MS225-48LP-HW	LIC-MS225-48LP-xY	MS225-48LP Enterprise license and support		
	MS225-48FP-HW	LIC-MS225-48FP-xY	MS225-48FP Enterprise license and support		
MS250	MS250-24-HW	LIC-MS250-24-xY	MS250-24 Enterprise license and support		
	MS250-24P-HW	LIC-MS250-24P-xY	MS250-24P Enterprise license and support		
	MS250-48-HW	LIC-MS250-48-xY	MS250-48 Enterprise license and support		
	MS250-48LP-HW	LIC-MS250-48LP-xY	MS250-48LP Enterprise license and support		
	MS250-48FP-HW	LIC-MS250-48FP-xY	MS250-48FP Enterprise license and support		



Co-term Licensing

MS co-term licenses are available in 1-, 3-, 5-, 7-, and 10-year terms.

Product	Model	License	Description
MS350	MS350-24-HW	LIC-MS350-24-xY	MS350-24 Enterprise license and support
	MS350-24P-HW	LIC-MS350-24P-xY	MS350-24P Enterprise license and support
	MS350-24X-HW	LIC-MS350-24X-xY	MS350-24X Enterprise license and support
	MS350-48-HW	LIC-MS350-48-xY	MS350-48 Enterprise license and support
	MS350-48LP-HW	LIC-MS350-48LP-xY	MS350-48LP Enterprise license and support
	MS350-48FP-HW	LIC-MS350-48FP-xY	MS350-48FP Enterprise license and support
MS355	MS355-24X-HW	LIC-MS355-24X-xY	MS355-24X Enterprise license and support
	MS355-24X2-HW	LIC-MS355-24X2-xY	MS355-24X2 Enterprise license and support
	MS355-48X-HW	LIC-MS355-48X-xY	MS355-48X Enterprise license and support
	MS355-48X2-HW	LIC-MS355-48X2-xY	MS355-48X2 Enterprise license and support
MS390	MS390-24E-HW	LIC-MS390-24A-xY	MS390-24 Advanced license and support
	MS390-24E-HW	LIC-MS390-24E-xY	MS390-24 Enterprise license and support
	MS390-48E-HW	LIC-MS390-48A-xY	MS390-48 Advanced license and support
	MS390-48E-HW	LIC-MS390-48E-xY	MS390-48 Enterprise license and support
MS410	MS410-16-HW	LIC-MS410-16-xY	MS410-16 Enterprise license and support
	MS410-32-HW	LIC-MS410-32-xY	MS410-32 Enterprise license and support
MS425	MS425-16-HW	LIC-MS425-16-xY	MS425-16 Enterprise license and support
	MS425-32-HW	LIC-MS425-32-xY	MS425-32 Enterprise license and support
MS450	MS450-12-HW	LIC-MS450-12-xY	MS450-12 Enterprise license and support

Licensing

Every license is available in 1-, 3-, 5-, 7-, and 10-year terms.

Product	Model	License	Description
Catalyst 9300-M 24 ports	C9300-24T-M	LIC-C9300-24E-xY	Catalyst 9300-M 12, 24 ports Enterprise license and support
	C9300-24P-M	LIC-C9300-24A-xY	Catalyst 9300-M 12, 24 ports Advanced license and support
	C9300-24U-M		
	C9300-24UX-M		
	C9300L-24T-4X-M		
	C9300L-24P-4X-M		
	C9300L-24UXG-4X-M		
	C9300X-24HX-M		
	C9300-24S-M		
	C9300X-12Y-M		
C9300X-24Y-M			
Catalyst 9300-M 48 ports	C9300-48T-M	LIC-C9300-48E-xY	Catalyst 9300-M 48 ports Enterprise license and support
	C9300-48P-M	LIC-C9300-48A-xY	Catalyst 9300-M 48 ports Advanced license and support
	C9300-48U-M		
	C9300-48UXM-M		
	C9300-48UN-M		
	C9300L-48T-4X-M		
	C9300L-48P-4X-M		
	C9300L-48PF-4X-M		
	C9300X-48UXG-4X-M		
	C9300X-48TX-M		
C9300X-48HX-M			
C9300X-48HXN-M			
C9300-48S-M			

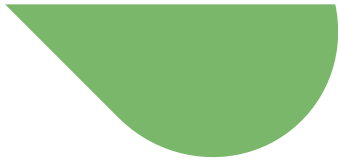


Optional accessories

Description	Accessory	Supported models
Power cable	Region-specific power cords are not included in the box. Order the appropriate power cord separately: MA-PWR-CORD-US MA-PWR-CORD-BR MA-PWR-CORD-EU MA-PWR-CORD-TW MA-PWR-CORD-UK MA-PWR-CORD-AU MA-PWR-CORD-CN MA-PWR-CORD-AR MA-PWR-CORD-IN	All models
150 W power adapter	MA-PWR-150WAC-ADP	MS130-8X and MS130-8P
300 W power adapter	MA-PWR-300WAC-ADP	MS130-12X
30 W power adapter	MA-PWR-30WAC	MS130-8
300 W power adapter for MS130R ¹	MA-PWR-300W-INDADP	MS130R
External power supply	DC 54 V/1.67 A, 90 W, MA-PWR-90WAC DC 12 V/2.5 A, 30 W, MA-PWR-30WAC	MS120-8, MS120-8-LP
250 W power supply	MA-PWR-250WAC	MS250-24, MS250-48, MS350-24, MS350-48, MS410, MS425
640 W power supply	MA-PWR-640WAC	MS250-24P, MS250-48LP, MS350-24P, MS350-48LP
1,025 W power supply	MA-PWR-1025WAC	MS250-24P, MS250-48FP, MS350-24X, MS350-48FP, all MS355 models
350 W power supply	MA-PWR-350WAC	MS390-24HW, MS390-48HW
715 W power supply	MA-PWR-715WAC	All MS390 models
1,100 W power supply	MA-PWR-1100WAC	All MS390 models
40G stacking cable (0.5 m, 1 m, and 3 m)	MA-CBL-40G-50CM MA-CBL-40G-1M MA-CBL-40G-3M	MS210, MS225, MS250, MS350, MS410, and MS425
100G stacking cable (0.5 m, 1 m, and 3 m)	MA-CBL-100G-50CM MA-CBL-100G-1M MA-CBL-100G-3M	MS150, MS355, MS450
16K system fan	MA-FAN-16K	MS350-24, MS350-24P, MS350-48, MS350-48LP, MS350-48FP, MS410
18K system fan	MA-FAN-18K	MS350-24X, MS425 series
StackPower cables	MA-CBL-SPWR-30CM MA-CBL-SPWR-150CM	All MS390 models
Stacking cables	MA-CBL-120G-50CM MA-CBL-120G-1M MA-CBL-120G-3M	All MS390 models

Meraki MS switches support SFP/SFP+/QSFP+ optic accessories for high-speed connectivity. Meraki offers a variety of GbE, 10 GbE, and 40 GbE accessories. Full specifications and compatibility information is available in the [Meraki accessories datasheet](#).

¹Please note, U.S. free power cord logic does not apply on the MS130R switch itself. A free power cord will be automatically added to U.S. orders with MA-PWR-300W-INDADP when there is no power cord in the same order.



Optional accessories

Description	Accessory	Supported models
8x 1/10G SFP+ uplink module	MA-MOD-8x10G	All MS390 models
4x 1/10G SFP+ uplink module	MA-MOD-4x10G ¹	All MS390 models
2x 40G QSFP+ uplink module	MA-MOD-2x40G	All MS390 models
16K2 system fan	MA-FAN-16K2	All MS390 models
350 W AC platinum power supply	PWR-C1-350WAC-P-M	Catalyst 9300X-M and Catalyst 9300L-M
715 W AC platinum power supply	PWR-C1-715WAC-P-M	
1,100 W AC platinum power supply	PWR-C1-1100WAC-P-M	
1,900 W AC platinum power supply	PWR-C1-1900WAC-P-M	Catalyst 9300X-M models and Catalyst 9300-M models
C9300L 1M Type 3A Stacking Cable used with KIT2	STACK-T3A-1M-M	Catalyst 9300L-M models
C9300L 3M Type 3A Stacking Cable used with KIT2	STACK-T3A-3M-M	
C9300L 50CM Type 3A Stacking Cable used with KIT2	STACK-T3A-50CM-M	
C9300L-M Stack Kit	C9300L-STAK-KIT2-M	Catalyst 9300L-M models
2x 1/10/25G SFP/SFP+ uplink module	C9300-NM-2Y-M	Catalyst 9300-M models
8x 1/10/25G SFP28 uplink module	C9300X-NM-8Y-M	Catalyst 9300X-M models
2x 40G/100G QSFP28 uplink module	C9300X-NM-2C-M	
Catalyst 9300-M StackPower cable, 30 cm	CAB-SPWR-30CM-M	Catalyst 9300-M series
Catalyst 9300-M StackPower cable, 150 cm	CAB-SPWR-150CM-M	Catalyst 9300-M series
Catalyst 9300-M stacking cable, 0.5 m	STACK-T1-50CM-M	Catalyst 9300-M models and Catalyst 9300X-M models
Catalyst 9300-M stacking cable, 1 m	STACK-T1-1M-M	
Catalyst 9300-M stacking cable, 3 m	STACK-T1-3M-M	
System fan	FAN-T2-M	All Catalyst 9300-M/9300L-M/9300X-M models
Catalyst 9300-M rack mount kit	4PT-KIT-T2-M	Catalyst 9300-M series
2x 40G uplink module	C9300-NM-2Q-M	Catalyst 9300-M series
8x 10G/1G uplink module	C9300-NM-8X-M	Catalyst 9300-M series

¹MA-MOD-4x 10G reached end-of-sale on November 1, 2021. Please refer to its [end-of-sale announcement](#) for further details.

Additional resources

- [Meraki MS120 series datasheet](#)
- [Meraki MS125 series datasheet](#)
- [Meraki MS130 series datasheet](#)
- [Meraki MS130R series datasheet](#)
- [Meraki MS150 series datasheet](#)
- [Meraki MS210 series datasheet](#)
- [Meraki MS225 series datasheet](#)
- [Meraki MS250 series datasheet](#)
- [Meraki MS350 series datasheet](#)
- [Meraki MS355 series datasheet](#)
- [Meraki MS390 series datasheet](#)
- [Meraki MS410 series datasheet](#)
- [Meraki MS425 series datasheet](#)
- [Meraki MS450 series datasheet](#)
- [Catalyst 9300-M series datasheet](#)